




Republic of the Philippines  
Department of Education  
Region X  
**CAGAYAN DE ORO CITY DIVISION**

Fr. William F. Masterson, S.J. Avenue,  
Brgy. Upper Balulang, Cagayan de Oro City, 9000 Philippines



DIVISION MEMORANDUM  
NO. 811, S. 2019



**CALL FOR SUBMISSION OF WRITE UPS ON THE INSTRUCTIONS ON HOW TO  
MAKE AND USE CONTEXTUALIZED IMs IN TEACHING READING**

TO: **All Elementary and Secondary School Heads**

1. In line with the implementation of the REDHAT vis a vis Project CNR, this office calls for submission on write ups on the Instructions on How to Make and Use Contextualized IMs in Teaching Reading.
2. This aims to gather, select, compile, produce, and distribute copies of different strategies in making and using IMs in teaching reading teachers.
3. All teaching personnel are enjoined to submit write up at the division office through the Office of the Learning Resource Management Section. Deadline of the submission is on October 18, 2019. Below is the format:
  - a. Category- ex. Phoneme Identification
  - b. Title - ex. Alphabet Cube
  - c. Picture of the IM- (note: refrain from downloading photos from the net to avoid plagiarism. Drawings are preferred.)
  - d. Description- (this will tell about the IM and the target skills to develop among the learners
  - e. Reading Level Appropriateness – ex. Beginning Reading
  - f. Materials – (list of all the materials needed in the IM making)
  - g. Preparation – (the steps to follow in the making of IM. Specific dimensions are also given)
  - h. Procedure in the use of IM- (this tells the step by step process of using the IM by the teacher)
  - i. Contributor- (Name of the teacher and school)
4. Enclosed is the sample write up for reference.

  
**JONATHAN S. DE LA PEÑA, Ph.D., CESO V**  
Schools Division Superintendent

Enc.: As stated

To be indicated in the Perpetual Index under the following subjects:

Curriculum LRMDS Call for submission of Write up in REDHAT IMs

CID/JGTV


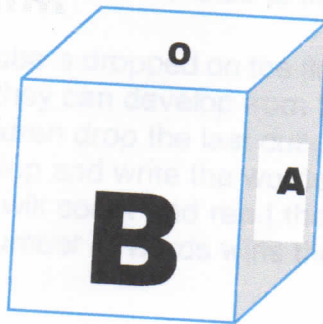





Republic of the Philippines  
Department of Education  
Region X  
**CAGAYAN DE ORO CITY DIVISION**

Fr. William F. Masterson, S.J. Avenue,  
Brgy. Upper Balulang, Cagayan de Oro City, 9000 Philippines



## PHONEME IDENTIFICATION ALPHABET CUBE



### Description:

The alphabets are printed on the sides of the paper blocks. These letter blocks are used for word games and other learning activities.

This activity aims to develop learner's ability to form new word.


**Reading Level Appropriateness:** Beginning Reading

### Materials:

Bond paper  
Glue/ Paste  
Marker pen/ Printer  
Scissors  
Construction Paper

### Preparation:

1. Prepare a short size bond paper measuring 8 inches by 8 inches ( 8" x 8") This will serve as one side of the cube. Form eight (8) pieces of bond paper that serves as the 8 sides of the cube.
2. Assemble all the sides to form a cube.



Republic of the Philippines  
Department of Education  
Region X  
**CAGAYAN DE ORO CITY DIVISION**  
Fr. William F. Masterson, S.J. Avenue,  
Brgy. Upper Balulang, Cagayan de Oro City, 9000 Philippines



3. Using a marker pen or printer, print the desired letter that will be able to form a C-V-C word.

**Procedures:**

1. The children are group into 6 or 8. One learner is assigned as timer. There will be 5 or 7 participants of the game. Each participant will hold 3 paper cubes, a piece of paper and a pencil.
2. The game starts when at the count of 3, simultaneously, each child will drop 1 cube on the table/floor. If there are 5 children in a group, there should be 5 cubes on the floor.
3. They will be given 3 minutes to list down the words they can develop from the cubes.
4. The next cube is dropped on the floor/table. In 3 minutes, the children will record the words they can develop from the 10 cubes.
5. Let the children drop the last cube to combine 15 cubes on the floor. They will again develop and write the words they can make on their respective papers.
6. Each child will count and read the words they listed. The child who has more readable number of words wins the game.

Contributor:

**JOSELIN B. MINGUITO**  
Master Teacher II  
City Central School